



**PHONICS
PARENT
WORKSHOP**

TECHNICAL VOCABULARY

BLEND – COMBINING BROKEN UP SOUNDS TO MAKE A WORD

FRED TALK – (FRED IS THE FROG) HE CAN ONLY TALK IN

SOUNDS E.G. SH-O-P **FRED IN YOUR HEAD** – FRED TALK BUT IN








YOUR HEAD. **RED WORDS** – WORDS THAT CANNOT BE SOUNDED




OUT E.G. I, SAID, THEY (YOU CAN NOT FRED A RED!) **GREEN**










WORDS – WORDS THAT CAN BE SOUNDED OUT USING OUR

PHONICS **SPECIAL FRIENDS** – TWO SOUNDS WHICH MAKE ONE


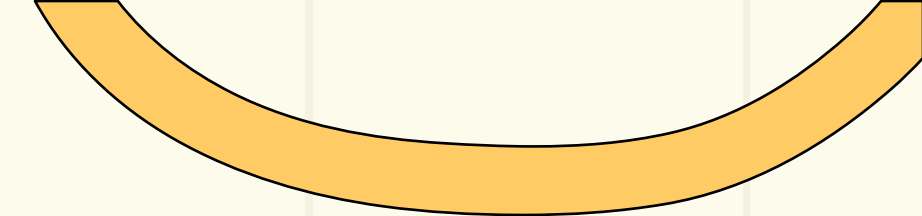
NEW SOUND.






m 	a 	s 	d 	t 	i 
p 	n 	g 	o 	c 	k 
u 	b 	f 	e 	l 	h 
sh 	r 	j 	v 	y 	w 
z 	ch 	th 	qu 	x 	ng 
nk 					


ay 	ee 	igh 	ow 	oo 	oo 
ar 	or 	air 	ou 	ir 	oy 



ea 
cup of tea

oi 
spoil the boy

a-e 
make a cake

i-e 
nice skirt

o-e 
phone home

u-e 
hedge bruce

aw 
look at dawn

are 
care and share

ur 
nurse with a purse

er 
e better letter

ow 
brown cow

ai 
snail in the rain

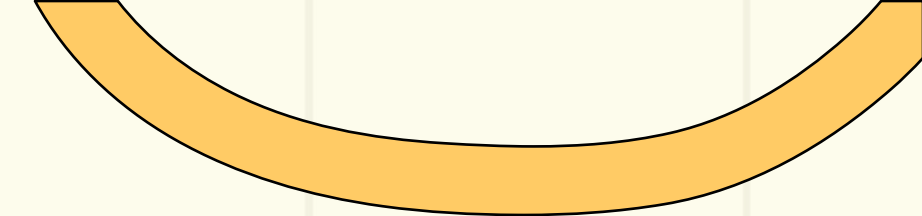



oa 
goat in a boat

ew 
chew the stew


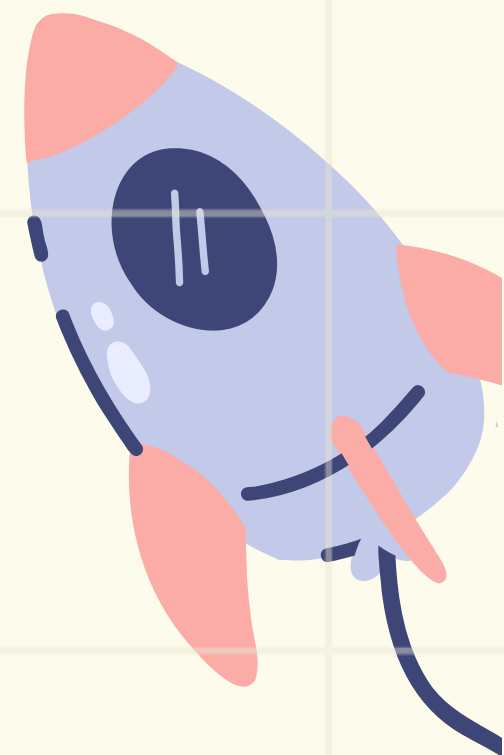

ire 
fire, fire!

ear 
hear with your ear

ure 
sure it's pure




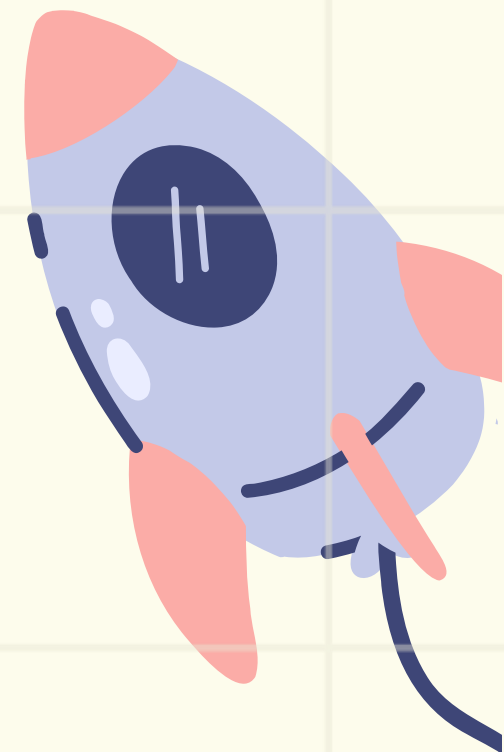

GREEN WORDS



c . a . t .	f . a . n .
d . o . g .	t . a . p .
p . o . t .	f . a . t .



GREEN WORDS



s t ay

c ar

sh or t



h igh

! ou d

ch air



READING



Ditty 1: pop

Speed Sounds - read the sounds that the letter G makes

a g t p n s d o

Green Words - read these words by blending the sounds together

not got sip pop dad did dog

Red Words - read these words but tell your child the word if they get stuck



I the

I got pop
dad got a sip
the dog did not






Remember not to read the Ditty to your child first.
As your child reads the Ditty, be positive and give your child plenty of praise.
© Phonicsworksheets.com 2015. This page may be reproduced for use only with the permission of the publisher.

G



DITTY SHEETS



Ditty 1: pop

Speed Sounds - read the sounds (not the letter names)

a g t p n s d o i

Green Words - read these words by blending the sounds together

not got sip pop dad did dog

Red Words - read these words but tell your child the word if they get stuck

I the

I got pop

dad got a sip

the dog did not


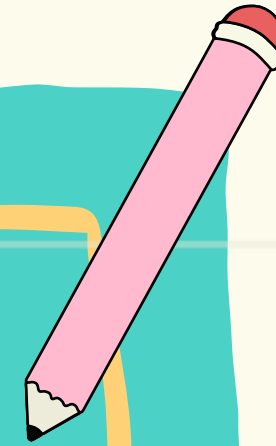


Remember not to read the Ditty to your child first.

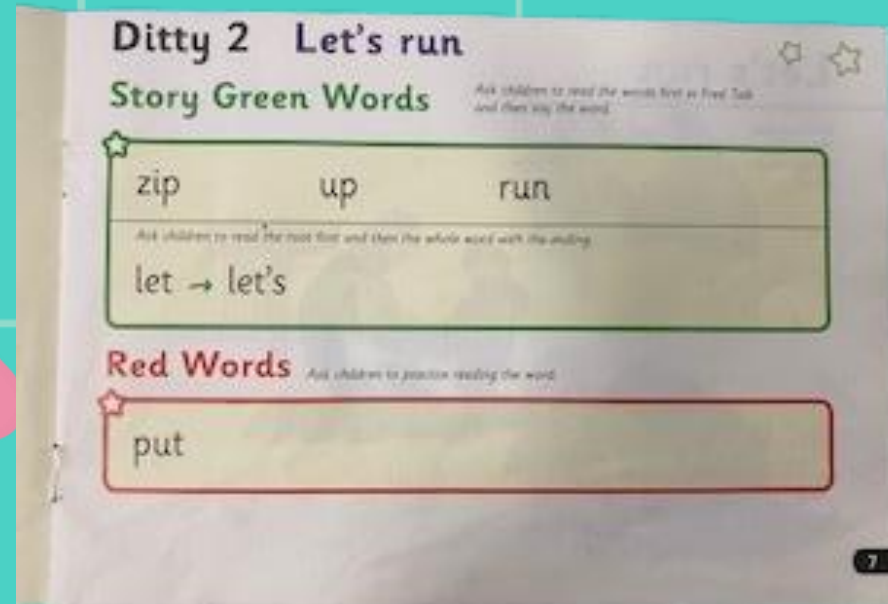

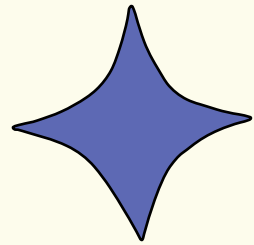

As your child reads the Ditty, be positive and give your child plenty of praise.

© Phonics First 2017. All rights reserved. For use only with the product's licence to copy.

- PHONICS SOUNDS
- GREEN WORDS
- RED WORDS
- READING
- WORKING WITH PARTNERS





STORYBOOKS






- WORKING WITH PARTNERS

- RED WORDS


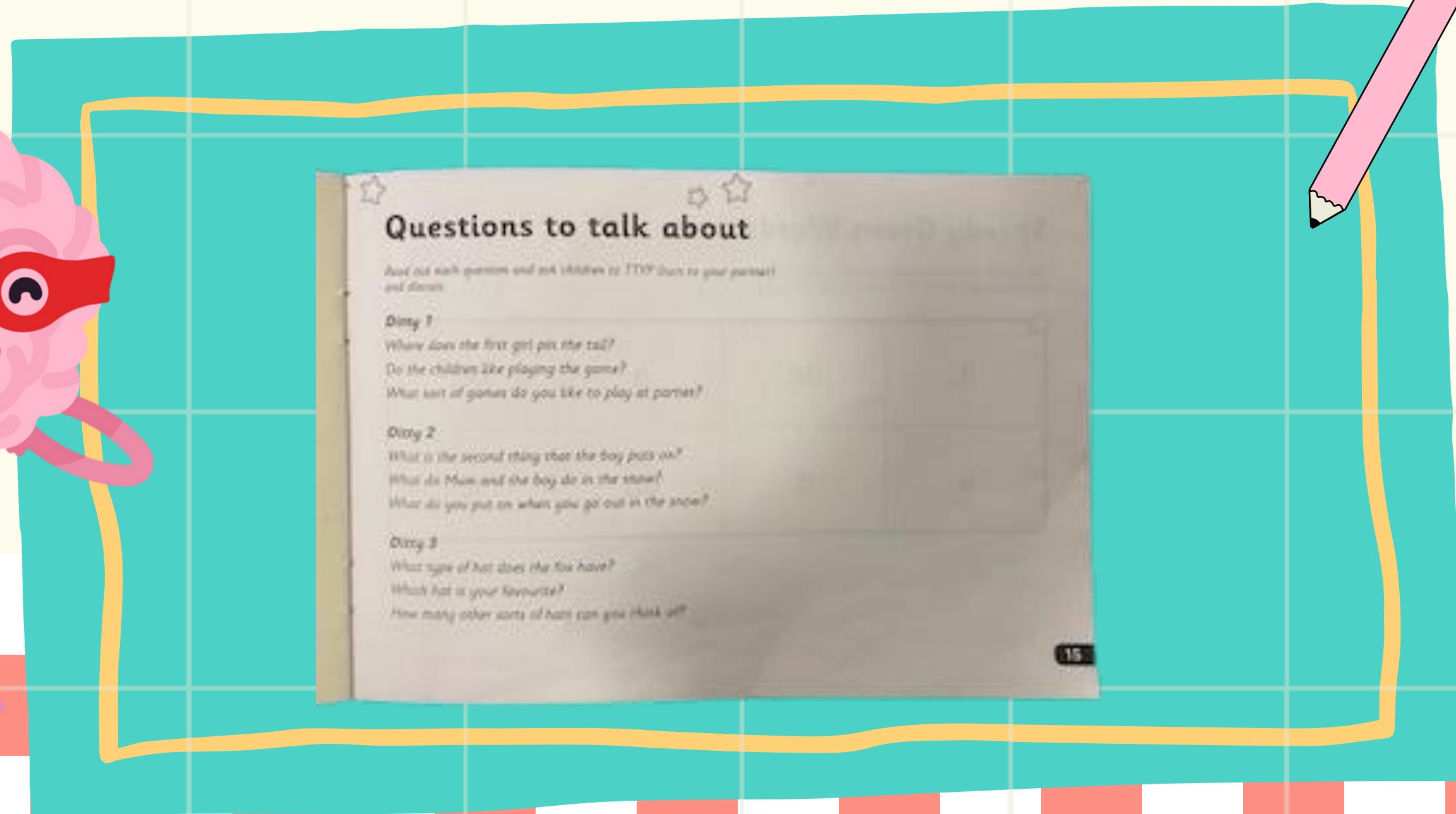


- GREEN WORDS



STORYBOOKS



STORYBOOKS



Questions to talk about

Read out each question and ask children to TTP back to your partner and discuss.

Dirty 1

Why does the first girl put the tail?
Do the children like playing the game?
What sort of games do you like to play at parties?

Dirty 2

What is the second thing that the boy puts on?
What do Mum and the boy do in the snow?
What do you put on when you go out in the snow?

Dirty 3

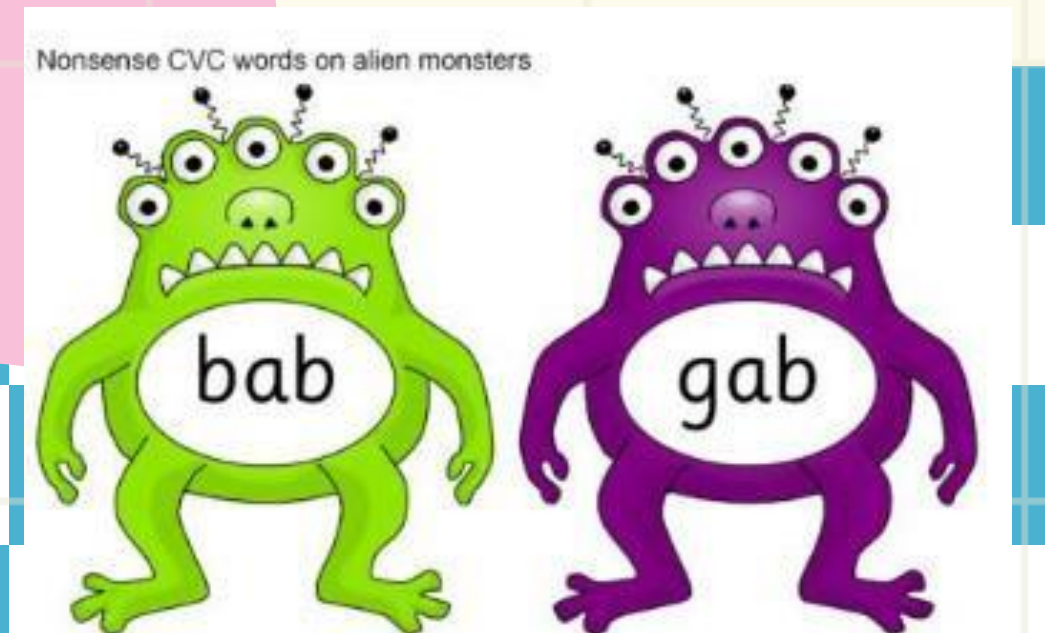



What type of hat does the fox have?
Which hat is your favourite?
How many other sorts of hats can you think of?

NONSENSE/ALIEN WORDS

THESE WORDS ARE MADE UP!
THEY ENSURE THAT CHILDREN UNDERSTAND
THE SOUNDS AND DON'T JUST MEMORIZE
WORDS








WE ASSESS CHILDREN ON REAL WORDS AND

NONSENSE WORDS TO ENSURE THAT THEY
HAVE A FULL UNDERSTANDING.



PHONICS SCREENING

- THIS TAKES PLACE ONCE A YEAR FOR YEAR ONE CHILDREN IN JUNE THE CHILDREN ARE TESTED
- ON THEIR SET 1, 2 AND 3 SOUNDS WITH REAL WORDS AND NONSENSE
- THE PASS MARK IS HIGH – USUALLY 32 OUT OF 40 • IF YOUR CHILD SCORES LESS THAN 32 THEY WILL CONTINUE TO DEVELOP THEIR PHONICS IN YEAR 2 AND RE TAKE THE CHECK IN THE FOLLOWING YEAR.



LINKS

• Set 1 -

<https://youtu.be/O3KYZcqgSFE?si=L7t5SIJi4y>

• [Emx6kD](#)

Set 2 -








<https://youtu.be/A4jJOtp0bHk?si=1wLvsTirN>

[0di-bf](#)

Set 3 -

<https://youtu.be/U0QFTzai93o?si=V12dkMHy>

[cnOf1kN6](#)





LINKS





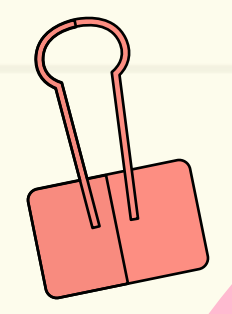



RWI Youtube

<https://www.youtube.com/@RuthMiskinTrainingEdu>

<https://youtu.be/48uf9I6P2xQ?si=dAZVzE-fbNYTBnqn>

<https://youtu.be/TvMyssfAUx0?si=xagzVV8ZoYzFPXC5>





**THANK YOU!
ANY
QUESTIONS?**

