

Year 1 Phonics and Reading Workshop

Dilkes Academy

October 2025



Aims of the session

- To discover what RWI is (the scheme we use to teach phonics).
- To find out about how your child learns to read in school.
- To learn how you can support with reading and phonics at home.

Teach a child to read and keep that child reading and we will change everything. And I mean everything.

Jeanette Winterson

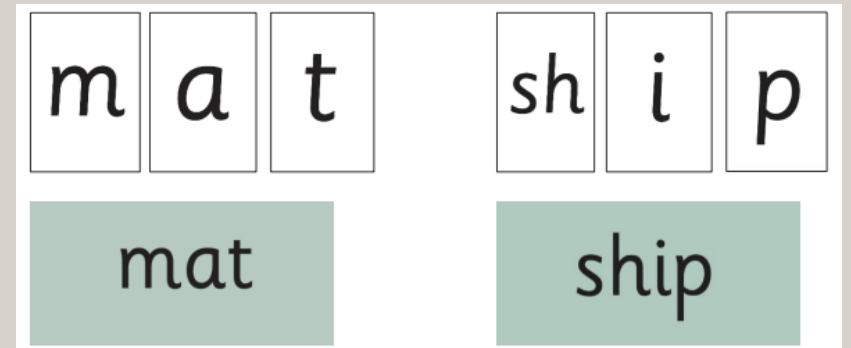



What is Phonics?

Children are taught to read by breaking down (segmenting) words into separate sounds or 'phonemes'.


They are then taught how to blend these sounds together to read the whole word.

Children in Key Stage 1 have a phonics lesson daily and they are encouraged to use these strategies to read and write in other lessons.



- What is Read, Write Inc?

Read, Write Inc.' is a literacy programme by Ruth Miskin. It meets the demands of the national curriculum for reading. We just use the reading part of the scheme here at Dilkes, but incorporate elements of the writing part of the scheme within our English lessons



Phonics Groups

Here at Dilkes children are grouped based on their phonic stage.






























Children's stages will change throughout the year as children become more confident readers.

Children are assessed every half term to address and identify areas of development.

Children's groups are based on word reading, decoding and fluency.



Set 1 Sounds

m 	a 	s 	d 	t 
i 	n 	p 	g 	o 
c 	k 	u 	b 	f 
e 	l 	h 	sh 	r 
j 	v 	y 	w 	th 
z 	ch 	qu 	x 	ng nk

ay



May I play?



ee

What can you see?

igh



Fly high



ow

Blow the snow

oo



Poo at the zoo



oo

Look at a book



ar

Start the car



or

Shut the door

air



That's not fair



ir

Whirl and twirl



ou

Shout it out



oy

Toy from a boy

Set 2 Sounds

Set 3 Sounds



Make a cake



Nice smile



Phone home



Huge brute



Yawn at dawn



Nurse with a purse



A better letter



Brown cow



Snail in the rain



Goat in a boat



Chew and stew



Fire fire



Hear with your ear



Sure it's pure



Care and share

Special Friends or Fred Talk

Children will use their knowledge of sounds to then read words, children will do this by decoding or finding their friends within a word and then blending it together.



“Get off **my** ship!” **said** Black Hat Bob.

“**No,**” **said** Red Hat Rob.

“**I** will not.”



Red Words

Unfortunately, in reading children will also come across 'red word' this is a word that children can not blend and will need to learn by sight.

If your child does not know a red word just tell them what it says because you can not 'fred' a red

I

said





Alien Words

Alien words are nonsense words that include the sounds learnt.

Reading these correctly demonstrates the sound can be applied in any context.

Children learn alien words during phonics lessons

Section 2

var	
slirt	
weaf	
pobe	

Phonics in school

At Dilkes we do phonics every day.

The routine stays the same.

1. Practice sounds
2. Introduce new sound
3. Practice reading words linked to sound (real and alien)
4. Introduce a book
5. Practice green and red words from the story
6. Sharing book with a partner or adult read the book taking turns.

What can I do?

1. Use pure sounds rather than letter names.
2. Use Fred Talk to help your child to read and spell words.
3. Listen to your child read their Storybook every day.
4. Read stories to your child every day.



Useful Links - S O N G S !

<https://youtu.be/WZ3ouqlJJHM?si=euVkasQKG6iSt2vx>

https://youtu.be/WeTYjbA6GRo?si=j-GRhESzk0gHO4_E

<https://youtu.be/iTCmRKktyYY?si=dHBP-rtpy-GHsqeN>

<https://youtu.be/TvMysfAUx0?si=HvVvv2mn36ZbPmTO>

<https://youtu.be/R087lYrRpgY?si=bKK-HIk9NN8wHZmT>

<https://youtu.be/48uf9I6P2xQ?si=Kfm3eHMD0In6jEGt>